

A New Subspecies of *Leptura kusamai* (Coleoptera,  
Cerambycidae, Lepturinae) from Shikoku, Japan

Nobuo OHBAYASHI

Entomological Laboratory, College of Agriculture, Ehime University,  
5–7 Tarumi 3-chome, Matsuyama, 790–8566 Japan

**Abstract** A new subspecies of *Leptura kusamai* is described from Mt. Ishizuchi in Shikoku under the name of *L. k. keiichii*. It is distinguished from the nominotypical subspecies by reduction of markings on the elytra.

The species, *Leptura kusamai* OHBAYASHI et NAKANE, 1955, was originally described from Ooi-sawarajima, Shizuoka Pref., located on the Southern Japanese Alps, based on 20 materials collected by the late Prof. Dr. Keiichi KUSAMA. This species is quite closely related to *Leptura ochraceofasciata* MOTSCHULSKY which is one of the commonest lepturine species in Japan, and can only be distinguished from the latter by having rather small and slender body, large relative length of hind femur against the elytral length in both sexes, weakly thickened hind tibia and long and slender tibia in the male.

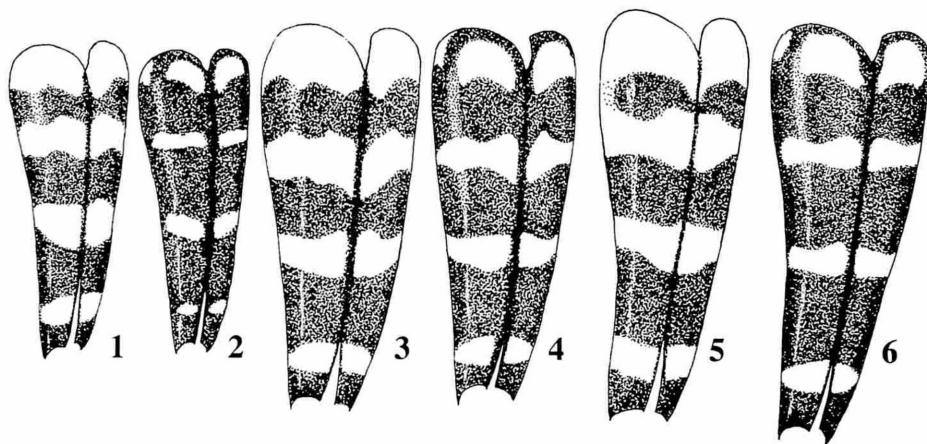
*Leptura kusamai* has been recorded from Honshu and Kyushu though it is rather rare and usually inhabits high mountain forests. Recently, I had an opportunity to examine a number of specimens of this species collected at Kanayama-dani on Mt. Ishizuchi, Shikoku, through the courtesy of my friends. As the result of my study, I have concluded that this population should be separated from the Honshu populations at the subspecific rank mainly because of the characteristic elytral markings.

Before going further, I wish to express my sincere gratitude to Messrs. Hikaru KAN and Yukio YAMAOKA for their continuous friendship and kind offer of these invaluable specimens. My thanks are also due to Mr. Hideo TANABE for the loan of an excellent photograph of this new subspecies.

*Leptura kusamai keiichii* N. OHBAYASHI, subsp. nov.

(Figs. 2, 4, 11–14)

Male. Body black; palpi except for apical segment, anterior margins of labrum and clypeus, postapical narrow part of mandibles reddish or yellowish; basal five segments of antennae black though the scape and pedicel are sometimes dark reddish, sixth to the last antennal segments pale yellow but the basal part of sixth sometimes



Figs. 1–6. Elytral markings of *Leptura* spp. — 1, 3, *L. kusamai kusamai*; 2, 4, *L. kusamai keiichii* subsp. nov.; 5, *L. ochraceofasciata ochraceofasciata*; 6, *L. ochraceofasciata ochrotela*. — 1, 2, 5, 6, male; 3, 4, female.

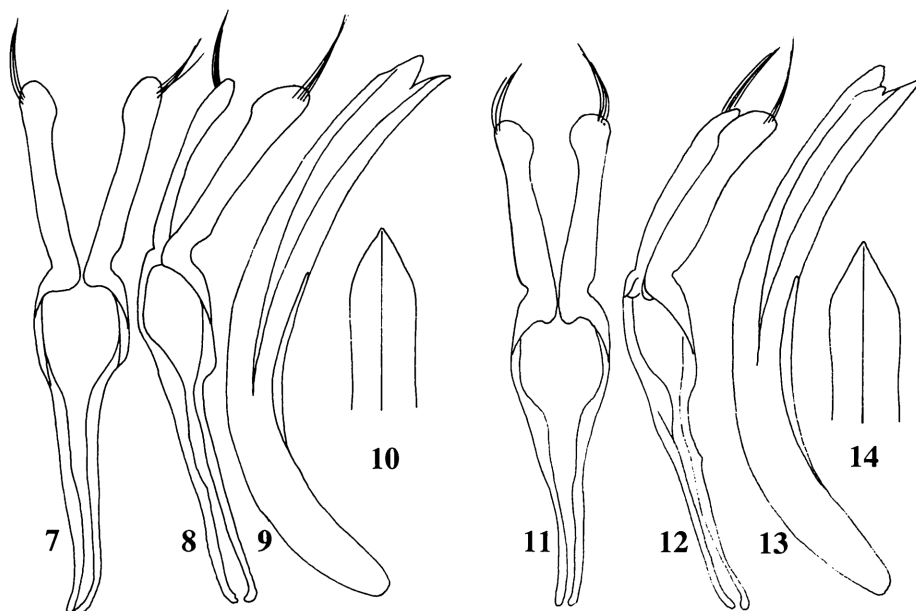
darkened; fore- and mid-legs reddish brown but tarsi except claws and apical part of tibiae blackish, hind legs black except for basal two-fifths of femur and claws which are reddish brown; each elytron marked with four yellowish brown bands (Fig. 2), viz., the basal band divided into dorsal crescent marking and a lateral spot by humerus and the dorsal mark not reaching the elytral base, the second narrow and usually not reaching lateral margin, the third wider than the second and slightly directed antero-laterally, and the apicalmost one usually small and not reaching lateral margin.

Body structure and configuration of male genitalia (Figs. 11–14) quite similar to those in the nominotypical subspecies (Figs. 7–10) and no particular differences are found. Length 13–14 mm.

Female. Color pattern almost similar to that of the male (Fig. 4), but the apical two-fifths of the fifth antennal segment is yellowish, elytral basal band sometimes partly connected with lateral spot, and the basal half of hind tibia more or less brownish. Length 14–16 mm.

*Type series.* Holotype: ♂, Kanayama-dani (ca. 1,000 m alt.), Mt. Ishizuchi, Ehime Pref., 21–VII–1997, N. OHBAYASHI leg.; allotype: ♀, same data as for the holotype.

Paratypes (all the paratypes were collected at the same locality as for the holotype): 2 ♂♂, 21–VII–1997, N. OHBAYASHI leg.; 1 ♂, 1 ♀, 25–VII–1986, Y. YAMAOKA leg.; 1 ♂, 1 ♀, 25–VII–1987, Y. YAMAOKA leg.; 1 ♂, 12–VII–1998, N. OHBAYASHI leg.; 1 ♂, 10–VII–1998, H. KAN leg.; 5 ♂♂, 22–VII–1998, H. KAN leg.; 10 ♂♂, 1 ♀, 24–VII–1998, H. KAN leg.; 1 ♂, 27–VII–1998, H. KAN leg.; 1 ♂, 5–VIII–1998, H. KAN leg.; 2 ♂♂, 6–VIII–1989, H. KAN leg.; 15 ♂♂, 3 ♀♀, 4–VIII–1997, R. SUGANO leg.; 10 ♂♂, 3 ♀♀, 15–VII–1998, R. SUGANO leg.; 6 ♂♂, 22–VII–1998, R. SUGANO leg.; 1 ♀,



Figs. 7–14. Male genitalia of *Leptura kusamai* ssp. — 7–10, *L. kusamai kusamai*; 11–14, *L. kusamai keiichii* subsp. nov. — 7, 11, Dorsal view of paramere; 8, 12, ditto, dorso-lateral view; 9, 13, lateral view of median lobe; 10, 14, ventral view of the apex of median lobe.

30–VII–1998, R. SUGANO leg.

The holotype and some paratypes are preserved in the Entomological Laboratory, College of Agriculture, Ehime University, Matsuyama, Japan. The other paratypes will be preserved in the private collections of H. KAN, R. SUGANO and Y. YAMAOKA.

*Remarks.* This new subspecies differs from the nominotypical subspecies in having distinctly reduced markings on the elytra, in particular the basal ones which do not reach the elytral base and are divided into two parts by humeri, also in having yellowish white apical six antennal segments instead of being almost black.

It is noticeable that the elytral markings regionally vary in parallel in two sympatric subspecies of two different lepturine species as shown in Figs. 1–6. The new subspecies (Figs. 2 and 4) has quite similar elytral markings to the subspecies of *L. ochraceofasciata* in Shikoku, *L. o. ochrotela* BATES (Fig. 6), and the elytral markings of the nominotypical subspecies of *L. kusamai* (Figs. 1 and 3) is also very similar to those of *L. ochraceofasciata ochraceofasciata* (MOTSCHULSKY) (Fig. 5) occurring in Honshu.

I have also examined one male of *L. kusamai* collected on Mt. Soji, Fukuoka, Kyushu. The elytral markings of this specimen are not so extensively reduced as in the new subspecies from Shikoku, but the apical six antennal segments are yellowish. In the present paper, I excluded this specimen from my study. It will be re-examined in




Fig. 15. *Leptura kusamai keiichii* subsp. nov. (♂), photographed by Hideo TANABE at Kanayama-dani on Mt. Ishizuchi (August 2nd, 1997).

the future with additional materials from Kyushu.

*Etymology.* The subspecific name is given to the memory of the late Prof. Dr. Keiichi KUSAMA who firstly found this interesting species which has his family name on the specific epithet.

#### 要 約

大林延夫：ヒメヨツスジハナカミキリの四国産1新亜種。—— ヒメヨツスジハナカミキリは、南アルプスの大井樫島を基準産地として1955年に記載され、従来、本州と九州から知られていた。今回、四国愛媛県の石鎚山金山谷付近で採集された多数の本種を検した結果、上翅の黄褐色斑紋がいちじるしく縮小し、とくに基部の斑紋が翅底に達せず、肩の部分で分断される点や、触角の先端6節が淡黄色を呈することなどで基亜種と区別できることから新亜種 *Leptura kusamai keiichii* N. OHBAYASHI として記載した。本新亜種は、同所的に産するヨツスジハナカミキリ四国産亜種と斑紋の表れ方が酷似する点で興味深い。なお、亜種小名は、長年カミキリムシを研究され、また本種の発見者でもある故草間慶一博士を偲んで献名させていただいた。

#### Literature

- KUSAMA, K., & M. TAKAKUWA, 1984. Genus *Leptura*. In the Japanese Society of Coleopterology (ed.), *The Longicorn-Beetles of Japan in Color*, 216–227, pls. 18–19. Kodansha, Tokyo. (In Japanese.)  
 OHBAYASHI, K., & T. NAKANE, 1955. Description of a new species of the genus *Leptura* LINNÉ from Japan (Coleoptera: Cerambycidae). *Akitu, Kyoto*, **4**: 17–18.